



The Archers Diary Event Registration for Pioneer Archers Club Shoot.

To help with the setting up of the club grounds at our regular Saturday Shoot we are asking members to register their intension to shoot via The Archery Diary.

This will assist with the setting out of the grounds and the deployment of target butts at the correct distances for the rounds that are going to be shot by the club members.

If you do not register, then you will need to arrive at the grounds 45 minutes before the advertised start time so that a target can be placed at the required distance you wish to shoot.

If a member arrives later than 45 minutes before the event you will have to shoot the round and distances that the targets are already set for. IF THERE IS ROOM ON THE TARGETS. IF THERE IS NO POSITIONS AVAILBE AT THE DISTANCE/ROUND YOU WANT TO SHOOT YOU WILL BE RESPONSIBLE FOR SETTING UP YOUR OWN TARGET.

Remember we only shoot three archers per target and **you must** shoot the calendar round or a shorter or longer version of the advertised round. (Beginners excluded. But registering would assist us.) The Pioneers Archers club calendar is on our web site and is designed to give every archer the opportunity to classify in each of the disciplines that we shoot. If you have not already downloaded the "Know your Rounds" document from the Members Portal page, now would be a good time so that you can familiarise yourself with all the different rounds. The document contains all the rounds, the distances and the number of arrows shoot at each distance.

To register you must have shoot with Pioneer Archers Inc. at least once before or be an affiliated AWA member or shoot with a club that uses The Archers Diary.

Please register at least the day before the event, and you can register for as many events as are displayed. **YOU NEED TO BE REGISTERED TO USE iSCORED.TODAY.**

What you need to register:

You will need an electronic device that has access to the internet via a web browser.

How to Register:

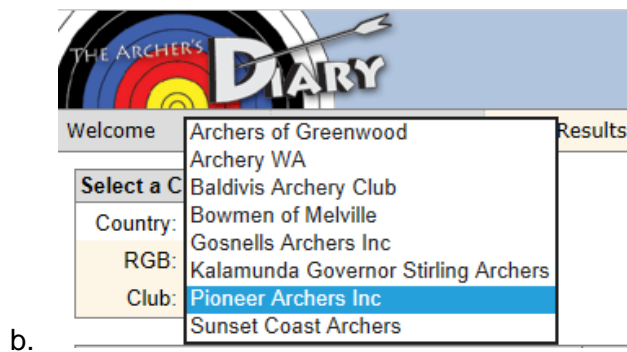
1. Access your browser and go to www.archersdiary.com, if you don't see the home page as indicated below you are on the wrong site.



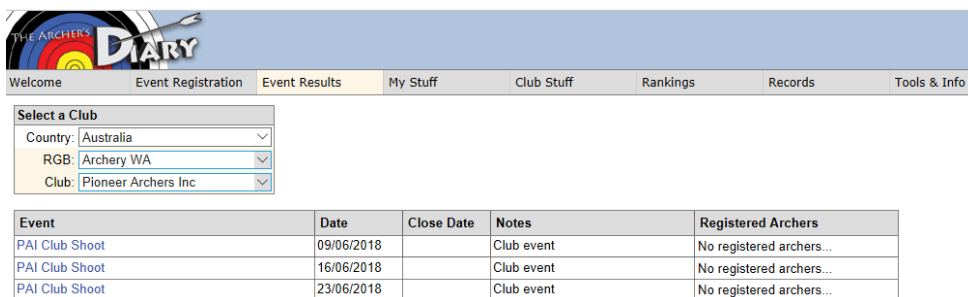
2. Select "Event Registration" from the menu bar;



3. A new page will open, if you have not accessed The Archers Diary in the past you will need to select the RGB (Regional Governing Body) which is Archery WA (a) and then select the club, being Pioneer Archers Inc. (b). Please note that only the clubs that have set up The Archers Diary with future events will appear in the menu.



4. You should now have a web page that looks like the one below

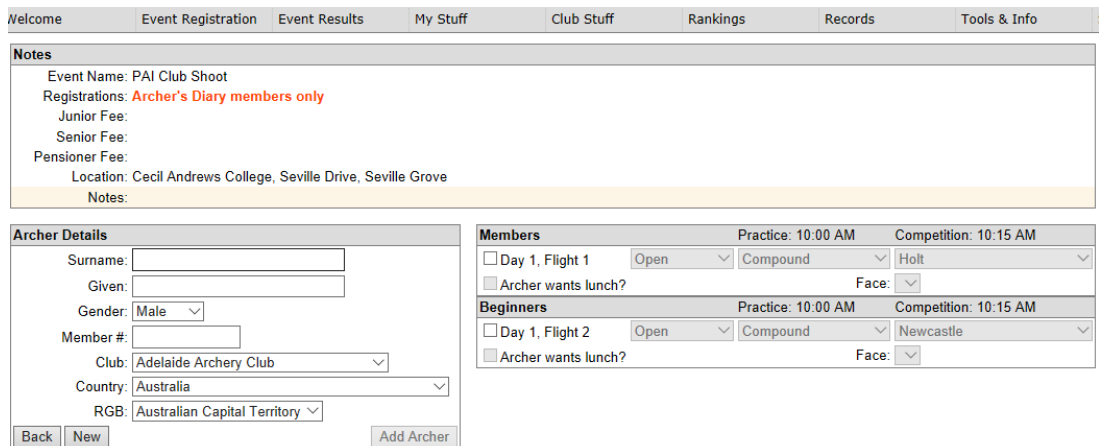


Event	Date	Close Date	Notes	Registered Archers
PAI Club Shoot	09/06/2018		Club event	No registered archers...
PAI Club Shoot	16/06/2018		Club event	No registered archers...
PAI Club Shoot	23/06/2018		Club event	No registered archers...

- You will now need to select the event that you want to register your intention to shoot in by selecting the event name. Our events are generally named 'PAI Club Shoot" so be sure to select the event with the right date.

Event	Date
PAI Club Shoot	09/06/2018
PAI Club Shoot	16/06/2018
PAI Club Shoot	23/06/2018

- You will then see the following web page:



Welcome Event Registration Event Results My Stuff Club Stuff Rankings Records Tools & Info

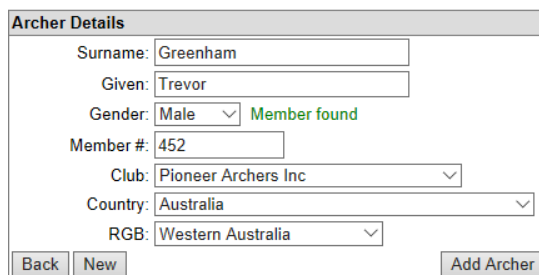
Notes
 Event Name: PAI Club Shoot
 Registrations: **Archer's Diary members only**
 Junior Fee:
 Senior Fee:
 Pensioner Fee:
 Location: Cecil Andrews College, Seville Drive, Seville Grove
 Notes:

Archer Details
 Surname:
 Given:
 Gender: Male
 Member #:
 Club: Adelaide Archery Club
 Country: Australia
 RGB: Australian Capital Territory
 Back New Add Archer

Members Practice: 10:00 AM Competition: 10:15 AM
 Day 1, Flight 1 Open Compound Holt
 Archer wants lunch? Face:

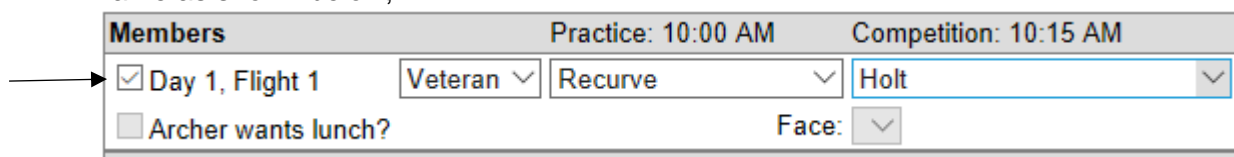
Beginners Practice: 10:00 AM Competition: 10:15 AM
 Day 1, Flight 2 Open Compound Newcastle
 Archer wants lunch? Face:

- Type in your Surname only, the web site will access The Archers Diary database and then display all the archers with that surname. (be patient this may take a few seconds to display) then select your name. The Archers Details boxes will then self-populate (if you are listed in the club's system) – DO NOT SELECT ADD ARCHER at this time.



Archer Details
 Surname: Greenham
 Given: Trevor
 Gender: Male Member found
 Member #: 452
 Club: Pioneer Archers Inc
 Country: Australia
 RGB: Western Australia
 Back New Add Archer

- You then need to select the correct flight by clicking on the box next to the flight name as shown below;



Members Practice: 10:00 AM Competition: 10:15 AM
 Day 1, Flight 1 Veteran Recurve Holt
 Archer wants lunch? Face:

The system will automatically populate the archers division (in my case Veteran) and the type of bow that you use, (again in my case Recurve). If you shoot different types

of bows you can change the selection at this stage i.e.

Members		Practice: 10:00 AM	Competition: 10:15 AM
<input checked="" type="checkbox"/> Day 1, Flight 1	Veteran	Compound	Holt
<input type="checkbox"/> Archer wants lunch?	Face:		

You can also change the round, When the event is set up a default round is selected, and this will be displayed. In this case it is a Holt round which is 90 arrows at 50m on a 80cm face. If you wish to shoot a variation of this round you need to check the calendar and the “Know Your Rounds” document, then select the appropriate round. In this case I have selected a Drake which is 90 arrows @ 30m on 80cm face.

Please note that all the PAI local rounds are at the bottom of the rounds list after the X and VI rounds

Members		Practice: 10:00 AM	Competition: 10:15 AM
<input checked="" type="checkbox"/> Day 1, Flight 1	Veteran	Recurve	Drake
<input type="checkbox"/> Archer wants lunch?	Face:		

- You can now select the “Add Archer” button which is located at the bottom of the Archers Details box;

Country:	Australia	
RGB:	Western Australia	
<input type="button" value="Back"/>	<input type="button" value="New"/>	<input type="button" value="Add Archer"/>

- Once you have added the archer the web page will refresh and take you back to the Event Registration page and your name will appear in the Registered Archers column. If it does not then you have not something and you need to go back to step 5;

Select a Club			
Country:	Australia		
RGB:	Archery WA		
Club:	Pioneer Archers Inc		

Event	Date	Close Date	Notes	Registered Archers
PAI Club Shoot	09/06/2018		Club event	Greenham, Trevor
PAI Club Shoot	16/06/2018		Club event	No registered archers...

If you register for an event, then realise that you have registered on the wrong date or made a mistake in the selections that you have made, please let me know so that your name can be removed. Individual archers cannot remove a person from any event. Only club officials can delete archers via a secured login website.